



Mustard Bottle Drip Marker

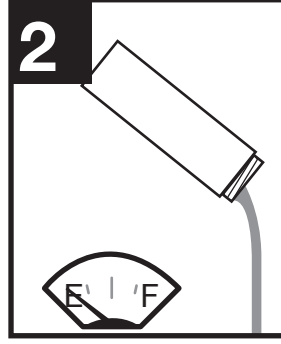


Supplies:

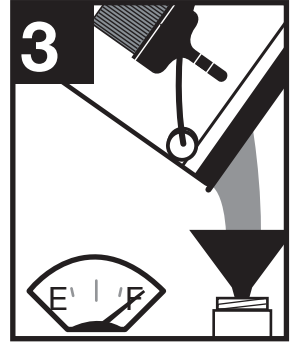
Mustard bottle
Paint or ink
Paint thinner



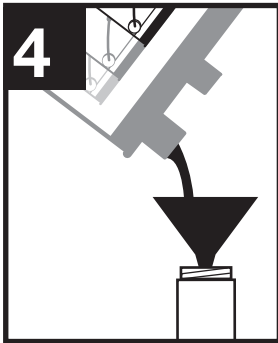
1
Take the top off the mustard container.




2
Empty contents of the container thoroughly.




3
Fill container almost full with paint or ink.



4
Add a lot of turpentine or gasoline.



5
Put the cap back on.



6
Use. This marker is useful for splattering on most floor surfaces.